

















Kontejnery - rozměry, hmotnosti a nosnosti

Equipment	Interior xx Dimensions	Door xx Opening	Top xx Opening	Tare Weight	Cubic Capacity	Payload	Uk Road Limit
 20' Dry Freight Container	L: 5.898 mm W: 2.350 mm H: 2.390 mm	W: 2.340 mm H: 2.280 mm		2.200 kg 4.850 lbs	33.0 cbm 1.179 cu.ft.	24.800 kg 54.673 lbs	24.350 kg
 40' Dry Freight Container	L: 12.035 mm W: 2.350 mm H: 2.393 mm	W: 2.339 mm H: 2.274 mm		3.700 kg 8.156 lbs	67.0 cbm. 2.393 cu. ft.	28.800 kg 53.491 lbs	22.900 kg
 40' High Cube Dry Container	L: 12.030 mm W: 2.350 mm H: 2.690 mm	W: 2.340 mm H: 2.578 mm		3.930 kg 8.663 lbs	76.0 cbm. 2.714 cu. ft.	28.570 kg 62.984 lbs	23.100 kg
 45' High Cube Dry Container	L: 13.556 mm W: 2.352 mm H: 2.695 mm	W: 2.340 mm H: 2.579 mm		4.590 kg 10.118 lbs	86.0 cbm. 3.071 cu. ft.	27.910 kg 61.529 lbs	17.000 kg
 20' Reefer Container	L: 5.440 mm W: 2.294 mm H: 2.237 mm	W: 2.286 mm H: 2.238 mm		2.750 kg 6.062 lbs	27.9 cbm. 986 cu.ft.	24.250 kg 53.460 lbs	23.310 kg
 40' Reefer Container	L: 11.577 mm W: 2.294 mm H: 2.210 mm	W: 2.286 mm H: 2.238 mm		3.950 kg 8.708 lbs	58.7 cbm. 2.073 cu.ft.	28.550 kg 62.940 lbs	21.160 kg
 40' High Cube Reefer Container	L: 11.577 mm W: 2.294 mm H: 2.509 mm	W: 2.290 mm H: 2.535 mm		4.150 kg 9.148 lbs	67.0 cbm. 2.366 cu. ft.	28.350 kg 62.499 lbs	21.570 kg
 45' High Cube Reefer Container	L: 13.102 mm W: 2.286 mm H: 2.509 mm	W: 2.294 mm H: 2.535 mm		5.200 kg 11.463 lbs	75.4 cbm. 2.663 cu. ft.	27.300 kg 60.184 lbs	15.700 kg
 20' Open Top Container	L: 5.893 mm W: 2.346 mm H: 2.353 mm	W: 2.338 mm H: 2.273 mm	L: 5.488 mm W: 2.230 mm	2.200 kg 4.850 lbs	32.0 cbm. 1.143 cu.ft.	28.280 kg 62.344 lbs	24.000 kg

 <p>40' Open Top Container</p>	L: 12.056 mm W: 2.347 mm H: 2.379 mm	W: 2.343 mm H: 2.279 mm	L: 11.622 mm W: 2.214 mm	3.800 kg 8.377 lbs	67.0 cbm. 2.393 cu. ft.	28.700 kg 63.270 lbs	21.700kg
 <p>20' Flat Rack Container</p>	L: 5.935 mm W: 2.398 mm H: 2.327 mm			2.560 kg 5.643 lbs		21.440 kg 47.265 lbs	23.650 kg
 <p>20' Collapsible Flat Rack Container</p>	L: 5.699 mm W: 2.418 mm H: 2.286 mm			2.970 kg 6.547 lbs		27.030 kg 59.589 lbs	23.250 kg
 <p>40' Flat Rack Container</p>	L: 12.080 mm W: 2.420 mm H: 2.103 mm			5.480 kg 12.080 lbs		25.000 kg 55.113 lbs	20.500 kg
 <p>40' Collapsible Flat Rack Container</p>	L: 12.064 mm W: 2.369 mm H: 1.943 mm			5.200 kg 11.463 lbs		39.800 kg 87.741 lbs	20.200 kg
 <p>20' Open Side/Open Top Container</p>	L: 5.928 mm W: 2.318 mm H: 2.257 mm	W: 2.286 mm H: 2.278 mm	L: 5.350 mm W: 2.138 mm	2.775 kg 6.117 lbs	31.0 cbm. 1.107 cu. ft.	21.255 kg 46.791 lbs	23.475 kg
 <p>40' Artificial TweenDeck</p>	L: 11.823 mm W: 2.197 mm			4.860 kg 10.714 lbs		39.580 kg 85.256 lbs	20.600 kg